

# DGC Gurugram


## PG Admission 2025-26

### Important Instructions

List of Documents (self attested photocopy) to be submitted by the applicants for admission 2025-26 .Please bring all documents in original also for verification:

1. Print out of the admission form with 2 passport size photographs.
2. Matriculation Certificate (as proof of age).
3. Detailed Marks Card (DMC)/Results of the qualifying examination.
4. Certificates related to weightage, if any.
5. Character Certificate from the institute last attended
6. Migration Certificate
7. Certificate of Reserved Category and other related certificates, if applicable, as mentioned in the Information Guidelines, Gurugram University.
8. Latest valid income certificate for SC/BC category or as per State Govt. instructions.
9. Haryana resident certificate, if applicable.
10. Undertaking regarding Gap Year, if applicable, as per format in Appendix-Q of Information Guidelines, Gurugram University.

[https://gurugramuniversity.ac.in/admissions/INFORMATION%20BROCHURE%202024-25%20\(1\)\\_compressed.pdf](https://gurugramuniversity.ac.in/admissions/INFORMATION%20BROCHURE%202024-25%20(1)_compressed.pdf)

11. Anti Ragging Certificate and Self Declaration by the parent/Guardian, (Fill the Anti ragging form online using QR code given on the next page).
12. Subject allocation performa as per NEP Guidelines  PG Preference form.docx.pdf
13. APAAR ID

### **Weightage Supporting Documents( self attested photocopy), if applicable**

- NCC 'B' Certificate
- Bharat Scouts & Guides Certificate awarded by the President of India
- Sports Certificate

### **Reservation Documents( self attested photocopy), if applicable**

- Reserved Category Certificate(OSC/DSC/BC-A/BC-B/EWS/ Physically Handicap certificate)
- Income Certificate required for claiming benefits under various categories viz. EWS/BC etc.
- Ex-serviceman and their wards quota certificate

Nodal Officer  
PG Admission  
Admission 2025-26

Principal  
DGC Gurugram

**Please submit the above documents to the Admission Committee at following venues from 10:00 AM to 02:00 PM .**

<b>Course</b>	<b>Room No.</b>
MA History	Room No. 9, Admin Block
MA Psychology	Room No. 27, J C Bose Block
MA Hindi	Department of Hindi, Adjacent to R K Hall
MA Political Science	Department of Political Science
MA Geography	Room No. 31, J C Bose Block
MA Sociology	Department of Sociology Room No.10, Admin Block
MA Economics	Department of Economics, Ground Floor Chanakya Block
MSc Chemistry	Chemistry Lab No. 4, Old Science Block
M.Com	Room No. 75, Chanakya Block
Masters in Physical Education and Sports(MPES)	Department of Physical Education, Admin Block
PG Diploma in Guidance & Counseling	Room No. 27, J C Bose Block

## Guidelines for filling the Anti Ragging form

- In pursuance to the Judgment of the Hon'ble Supreme Court of India dated 08.05.2009 in Civil Appeal No. 887/2009, in exercise of the powers conferred by clause (g) of sub-section (1) of section 26 of the University Grants Commission Act, 1956, the UGC notified "Regulations on Curbing the Menace of Ragging in Higher Educational Institutions, 2009". The Regulations are available on the UGC website <http://www.ugc.gov.in> & [www.antiragging.in](http://www.antiragging.in)
- DHE/University/UGC/AICTE has issued advisory to take adequate steps to prevent ragging in accordance with these Regulations.
- In this regard, you are also requested to fill online compliance on [antiragging.in](http://antiragging.in) website.
  - **STEP 1** : Visit [www.antiragging.in](http://www.antiragging.in)
  - **STEP 2** : Click on '**Undertaking**' → '**Register**'
  - **STEP 3** : Choose the Educational Institution Type as '**College**'
  - **STEP 4** : Fill your **Personal details and Parent / Guardian Details.**
  - **STEP 5** : Under College and Course Details, select state as **Haryana** and College name as **<Your College Name>**.
  - **STEP 6** : Type in the below details as given:
    1. College Principal Name as **<Principal Name>**
    2. College Phone Number (+91) - **<Mobile No.>**
    3. Select the mandatory details of the Course viz.
      - Details of the course (UG/PG/Diploma)
      - Name of the Course in which student admitted
      - Current year of study
      - Nearest Police station to your College
  - **STEP 7** : Check all boxes under UGC Regulations.
  - **STEP 8** : Fill in the Confidential Survey.
  - **STEP 9** : Recheck the form and confirm that all the details are correct.
  - **STEP 10**: Click Submit Form.
  - **STEP 11**: On successful submission, you will receive Reference ID. Note down this Reference ID.
  - **STEP 12** : Click on '**Undertaking**' → '**Download**'.
  - **Step 13**: Enter Reference ID, Email and Mobile No and click on submit button.
  - **STEP 14**: Student Antiragging Affidavit and Parent/Guardian Undertaking will be downloaded.
  - **STEP 15**: Open Admission Portal i.e. [www.admissions.highereduhry.ac.in](http://www.admissions.highereduhry.ac.in)
  - **Step 16**: Login with your username and password.
  - **Step 17**: Enter the Reference ID and other details on admission portal under the TAB → "Antiragging Affidavit" and submit the same.

**Note:- Following Details will be required on [www.antiragging.in](http://www.antiragging.in) Portal while filling up the form:-**

- *Name of College*
- *Name of Principal/Director*
- *Contact No. of Principal/Director*

## **DRONACHARYA GOVT. COLLEGE GURUGRAM**

### **Anti-Ragging Undertaking & Compliance Submission**

The QR Code for student undertaking and compliance submission are as under:-



**College Name- Dronacharya Government College, Gurugram (C-28393)**

**College Principal's /Director Name- Dr.Pushpa Antil**

**College Phone Number - 7042861560**

**Nearest Police Station - City Thana, Gurgaon**

**Anti-Ragging Toll Free Number-18001805522**

**Principal  
Dronacharya Govt. College Gurugram**



**OFFICE OF THE PRINCIPAL DRONACHARYA GOVT. COLLEGE  
GURUGRAM**

**New Railway Road, Subhash Nagar, Sector-12 Gurugram  
(Affiliated to Gurugram University, Gurugram)**

E-Mail: - [dgcgurgaon@gmail.com](mailto:dgcgurgaon@gmail.com)

All admitted students of Ist Year (2025-26) are instructed to Create ABC/ APAAR ID .


**Note:**

**-Email Id and Mobile No. for creation Of ABC/ APAAR Id must be kept the same throughout the Graduation and Post Graduation.**

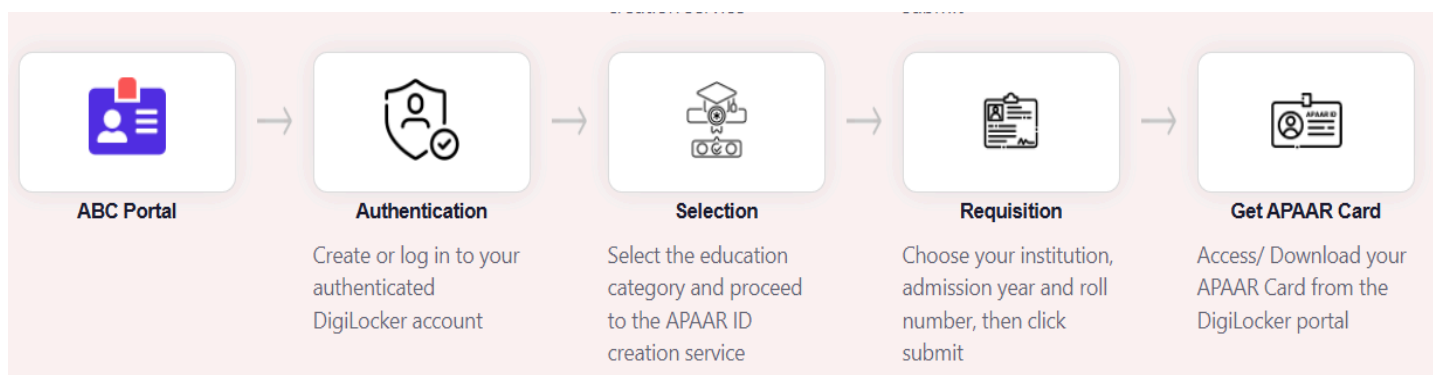
**- If you have ABC/ APAAR Id from School Days, provide the copy of APAAR Id to the Admission Committee at the time of Subject Allocation.**

**Steps to Create ABC/ APAAR ID:**

**Scan to Create ABC/ APAAR ID**



<https://www.abc.gov.in/>



**PRINCIPAL  
D GC Gurugram**